

Soapmaking Studio  
7301 Mount Vernon St  
Lemon Grove, CA 91945

Soapmaking Classes  
Business Classes  
Private Consultations  
Soapmaking Supplies




## Catalog of Classes



### Learn to Make Soap



### Advanced Artistic Techniques



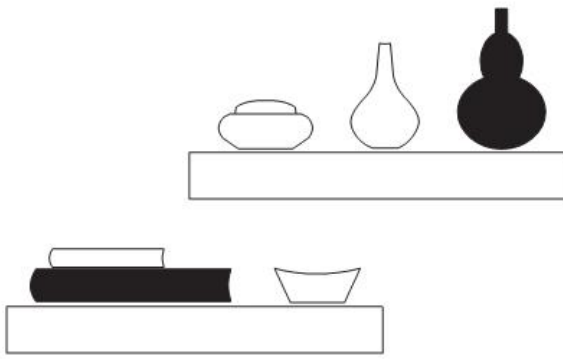
### Soapmaking Supplies



Base Oils, Chemicals, Colorants, Botanicals,  
Essential Oils, Fragrance Oils, Hydrosols,  
Soap Molds, Soapmaking Tools, Dispensers

[SoapmakingStudio.com](http://SoapmakingStudio.com)

Copyright © 2010-2016 Soapmaking Studio.  
All rights reserved. No reproduction without written permission.  
Soapmaking Studio is a subsidiary of Acute Soap Enterprises, LLC.



## Catalog of Classes



<http://www.SoapmakingStudio.com>

# Soapmaking Studio

7301 Mount Vernon St, Lemon Grove, CA 91945



## Learning to Make Soap

Whether hobby or business venture, soapmaking is a very rewarding and mystical craft. Even for those who are unfamiliar with the chemistry behind combining exotic oils, water, and lye together to form soap, the creative art of soapmaking is still mesmerizing. Furthermore, it is empowering to create a useful commodity appreciated by family, friends, and customers.

Students who complete Soapmaking 101 (Beginning Cold Process Soapmaking) are able to safely and confidently make their own natural soap at home. Soapmaking 101 includes a new cold process soapmaking technique that completes the saponification process so no lye remains in the soap after 24 hours. (Previously, soap had to be set aside to finish curing for up to four weeks before use.)

The Soapmaking 101 class also debunks several soapmaking misnomers and erroneous information. The class lecture thoroughly explains why some

Internet "lye calculators" and recipes found in books are incorrect and can be dangerous. Soapmaking 101 students learn to make lye calculations for the soapmaking oils of their choice and the students make soap during the lab portion of the class; it is hands-on, not a demonstration. Soapmaking 101 usually scheduled each calendar month. For more information, see page 2.

---

## Lotion Making Class With Chemist Omar Jimenez

Learn to make luxurious lotions, hair conditioner, and fabric softener with Omar Jimenez. In this lotion making class, make one lotion with a gentle preservative to prevent microbial growth and extend the product life and make one lotion that is preservative free. Take home both lotions to enjoy and experience the difference between the two.



## **Soapmaking 101**

### **Beginning Cold Process Soapmaking**

Soapmaking 101 is a beginning-level soapmaking class designed to teach students to make soap by hand at home. The main focus of this class is the “cold process” soapmaking method; although the class does briefly describe “melt & pour” soap crafting. After learning soapmaking safety, students learn to formulate soap recipes and calculate lye quantities without using a “lye calculator.” The objective of this class is to have students understand saponification values and be comfortable creating their own soap recipes at home. Students make cold process soap during the class session and take home a bar.

Attend in person or online.

Prerequisite: None.


Classroom hours:

4½ hours, includes one 15-minute break.

Maximum enrollment: 10 students.

Minimum enrollment: 2 students.

Class Fee: \$79. Materials fee: \$20.



## **Soapmaking 210**

### **Advanced Cold/Hot Process Soapmaking**

Soapmaking 210 is an intense soapmaking class for intermediate and advanced soapmakers; the information presented in this class relates to both cold and hot process soapmaking. The main objective of this class is to teach students the information necessary to make a truly great bar of soap. Students learn the desirable soapmaking characteristics of different fatty acids and the fatty acid profiles of various natural oils. This class covers the chemistry of the saponification process, an explanation of how natural soap differs from commercial “soap,” the different extraction methods used to produce oils, the likelihood of each oil to cause an allergic reaction, and a description of which factors affect the speed of trace and which factors affect the speed of saponification. Each student receives five small bars of soap: One of olive oil, one of coconut oil, one of palm oil, one of sunflower oil, and one of castor oil, so the student will be able to understand and appreciate the qualities of each type of oil when used in soap.

Attend in person or online.

Prerequisite: Soapmaking 101 or 1 year of experience (at least 5 batches of soap).

Classroom hours:

3½ hours, includes one 15-minute break.

Maximum enrollment: 12 students.

Minimum enrollment: 2 students.

Class Fee: \$59. Materials fee: \$18.

---

## **Soapmaking 105**

### **Intermediate Hot Process Soapmaking**

Soapmaking 105 is an intermediate-level soapmaking class to teach students to make bars of soap using the hot process soapmaking method. The hot process soapmaking method is beneficial in achieving truer scents and using less scent material. Particular emphasis is placed on the safety of hot process soapmaking. Each student receives a bar of hot process soap made during the class.

Attend in person or online.

Prerequisite: Soapmaking 101 or 1 year of experience (at least 5 batches of soap).

Classroom hours: 2½ hours.

Maximum enrollment: 12 students.

Minimum enrollment: 2 students.

Class Fee: \$44. Materials fee: \$11.

## Soapmaking 214 Intermediate Transparent Bar Soapmaking

Soapmaking 214 is an intermediate-level hot process soapmaking class designed to teach students to safely make transparent bar soap at home. The specific focus of this class is making hard transparent bar soaps that are clear and are made with the cold and hot process soapmaking methods. Students also learn to artfully add swirls, stripes, and embeds of transparent soap to opaque cold process soap, to give another dimension to traditional cold process soap bars. Each student receives a small bar of handmade transparent soap to take home. Soapmaking 214 is not a “Melt & Pour” soapmaking class. Previous completion of Soapmaking 105 (Intermediate Hot Process Soapmaking) is recommended but not required.

Attend in person or online.

Prerequisite: Soapmaking 101 or 1 year of experience (at least 5 batches of soap).

Classroom hours:

4 hours, includes one 15-minute break.

Maximum enrollment: 12 students.

Minimum enrollment: 2 students.

Class Fee: \$69. Materials fee: \$19.



More classes available online!  
[SoapmakingStudio.com](http://SoapmakingStudio.com)

Copyright © 2010-2016 Soapmaking Studio.



## Soapmaking 215 Intermediate Liquid Soapmaking

Soapmaking 215 is an intermediate-level liquid soapmaking class designed to teach students to safely make liquid soap at home. This class covers the various difficulties faced by home soapmakers who strive to make a truly clear liquid soap. Specific class topics include safety, formulating soap recipes with potassium hydroxide, and the different choices of soapmaking oils, fragrance materials, and colorants. Each student receives a 2-ounce bottle of handmade liquid soap. Previous completion of Soapmaking 105 (Intermediate Hot Process Soapmaking) is recommended but not required.

Attend in person or online.

Prerequisite: Soapmaking 101 or 1 year of experience (at least 5 batches of soap).

Classroom hours: 2½ hours.

Maximum enrollment: 12 students.

Minimum enrollment: 2 students.

Class Fee: \$45. Materials fee: \$10.

### 2<sup>nd</sup> Sunday of April & October Southern California Soapmakers' Luncheon

All Soap Makers Welcome! Whether professional or novice, cold/hot process or melt-and-pour, all soap makers are welcome to attend the free Soapmakers' Luncheons in San Diego at the Marie Callender's restaurant on Alvarado Rd. The luncheons are intended to serve as networking opportunities to motivate soapmakers. The luncheons are free and open to the public; just pay for whatever you order from Marie Callender's menu. Sundays, 2 – 4:00 pm.





## Soapmaking 220 Coloring and Scenting Soap

Soapmaking 220 is an intermediate to advanced soapmaking class that covers the different types of colorants and scent materials for use in making soap, their manufacture and extraction methods, their effectiveness, and the strengths at which they should be used in cold process soap, hot process soap, and melt and pour soap. Students are taught how to color and scent soap safely and effectively, how to determine if too much colorant has been used in a bar of soap, and the possible dangers of over coloring soap. Lab includes swirling two colors into cold process soap, the “column pour” technique, and extracting essential oils from plants by using a steam distillation unit.

Attend in person or online.

Prerequisite: Soapmaking 101 or 1 year of experience (at least 5 batches of soap).

Classroom hours:

3½ hours, includes one 15-minute break.

Maximum enrollment: 12 students.

Minimum enrollment: 2 students.

Class Fee: \$59. Materials fee: \$18.

We Frequently Offer  
Multiple Classes on  
the Same Day!

Learn how essential oils are extracted from plant material. The essential oil steam distillation unit is run during the Soapmaking 220 (Coloring and Scenting Soap) class.



## Soap Garden 224 Cultivating, Drying, and Adding Herbs to Soap

Soap Garden 224 is a gardening and ingredient preparation class. Students learn techniques for growing their own herbs and plants to use as soap ingredients; how to dry, crush, and grind the dried herbs; and how much of each dried plant to add to the soap for color and texture. Classroom lecture includes a list of toxic plants that should not be used in soapmaking. Subject matter includes green gardening practices to save water while sustaining a suitable wildlife habitat. The information presented also includes plants recommended by the California Department of Forestry for being fire resistant and native southern California plants used in soapmaking.

Attend in person.

Prerequisite: None.

Classroom hours: 2½ hours.

Maximum enrollment: 12 students.

Minimum enrollment: 2 students.

Class Fee: \$38. Materials fee: \$11.



## Soapmaking 225

### Water Substitution in Soapmaking

Soapmaking 225 explains the dangers and secret techniques of substituting other fluids for the water portion of cold and hot process soapmaking. Students learn how to safely replace water with beer, yogurt, fresh milk, fresh juices, herbal infusions, and hydrosols.

Attend in person or online.

Prerequisite: Soapmaking 101 or 1 year of experience (at least 5 batches of soap).

Classroom hours: 2½ hours.

Maximum enrollment: 12 students.

Minimum enrollment: 2 students.

Class Fee: \$44. Materials fee: \$11.



## Soap Business 320

### Forming a Legal Business Entity to Sell Soap

Soap Business 320 is a beginning business class for anyone interested in forming a new business. This class focuses on the applications, fees, licenses, and permits required to form a legal business entity. Students also learn how to determine costs, set prices for handmade products, and determine profit. Discussion includes suggestions for staying motivated, creative, and competitive within the handmade products industry.

## Soap Business 320 (Continued)

Attend in person or online.

Prerequisite: None.

Classroom hours: 2½ hours.

Maximum enrollment: 12 students.

Minimum enrollment: 2 students.

Class Fee: \$47. Materials fee: \$9.



## Soap Business 330

### Soap Labeling and Marketing

Soap Business 330 is an intermediate business class that covers the federal and local regulations for labeling soap. Students learn to distinguish soap from cosmetics or drugs and their appropriate labeling laws. This class also presents several inexpensive and effective marketing tips to promote the sale of handmade soap. Students are encouraged to bring a sample soap label for discussion and critique during the class.

Attend in person or online.

Prerequisite: None.

Classroom hours: 2½ hours.

Maximum enrollment: 12 students.

Minimum enrollment: 2 students.

Class Fee: \$59. Materials fee: \$11.

## **Soap Business 335 Shrink Wrapping Soap**

Soap Business 335 is a soap wrapping class, in which students learn how to apply shrink wrap film to soap quickly and effectively so little or no film is wasted. This class covers the benefits of wrapping soap, which include protecting the soap from damage and preserving a sanitary bar of soap. Students learn which types of shrink film allow the scent to come through, which films are best for different types of soap (cold/hot process versus melt & pour), and which films are best for packaging bottles of liquid soap, lotion, or other cosmetics. Students are invited to bring 4 bars of their own soap to be shrink wrapped in the class.

Attend in person.

Prerequisite: None.

Classroom hours: 1½ hours.

Maximum enrollment: 12 students.

Minimum enrollment: 2 students.

Class Fee: \$22. Materials fee: \$12.



## **Soapmaking Workshop Make 2 Lbs of Cold Process Soap**

Soapmaking Workshop is a 2-day workshop for making cold process soap. Students make 2 pounds (about 8 bars) of their own soap to take home, use, and share as handmade gift soaps. At checkout, select a soap option (gentle facial/baby soap, regular hand/body soap, or foamy shaving/shampoo soap) and choose a soap theme (color, scent, and texture). On the first day of the workshop, make the soap, pour it into the mold, incubate the mold, and leave it to saponify. During the next day of the workshop, un-mold the soap, slice it into bars, decorate it, and take it home.

Soapmaking Workshop is not a soapmaking class. In the Soapmaking Workshop, you will follow a recipe and combine pre-measured ingredients to make soap. To learn to make your own soap at home, take Soapmaking 101 (Beginning Cold Process Soapmaking).

Prerequisite: None.

Classroom hours:

First Day: 3 hours.

Second Day: 1 hour.

Maximum enrollment: 8 students.

Minimum enrollment: 2 students.

Class Fee: \$69. Materials fee: \$36.

---

## **Soap Business 340 Packaging and Shipping Soap Worldwide**

Soap Business 340 presents students with information necessary to successfully ship soap domestically and internationally. Students learn how to meet United States Customs requirements for shipping commodities internationally, the fastest shipping methods, and how to get discounted shipping rates, including discounts on US postage. Students are invited to bring finished, labeled bars of soap that are ready for shipping and recipient address information in order to package the soap and purchase a shipping label during the class.

Attend in person.

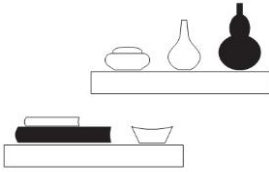
Prerequisite: None.

Classroom hours: 2 hours.

Maximum enrollment: 12 students.

Minimum enrollment: 2 students.

Class Fee: \$30. Materials fee: \$14.



# Soapmaking Studio Registration Form

Student's Name: \_\_\_\_\_

Mailing Address: \_\_\_\_\_

City, State ZIP: \_\_\_\_\_

Telephone: \_\_\_\_\_

Email: \_\_\_\_\_

## Registration for enrollment in the following class:

- Soapmaking 101, Beginning Cold Process Soapmaking
- Soapmaking 105, Intermediate Hot Process Soapmaking
- Soapmaking 210, Advanced Cold/Hot Process Soapmaking
- Soapmaking 214, Intermediate Transparent Bar Soapmaking
- Soapmaking 215, Intermediate Liquid Soapmaking
- Soapmaking 220, Coloring and Scenting Soap
- Soap Garden 224, Cultivating, Drying, and Adding Herbs to Soap
- Soapmaking 225, Water Substitution in Soapmaking
- Soap Business 320, Forming a Legal Business Entity to Sell Soap
- Soap Business 330, Soap Labeling and Marketing
- Soap Business 335, Shrink Wrapping Soap
- Soap Business 340, Packaging and Shipping Soap Worldwide
- Soap Business 350, Website Design and Internet Commerce
- Cosmetic Making Class: \_\_\_\_\_

## Class information:

Class Date: \_\_\_\_\_

Class Time: \_\_\_\_\_

Instructor: \_\_\_\_\_

Class Fee: \_\_\_\_\_

Materials Fee: \_\_\_\_\_

Total Enrollment Fee: \_\_\_\_\_

Make check or money order payable to the  
Soapmaking Studio and mail to:

**Soapmaking Studio**  
**7301 Mount Vernon St**  
**Lemon Grove, CA 91945-3122**

Before mailing, make a copy of your completed registration form for your records.  
Contact the Soapmaking Studio with any questions: (619) 668-1435 • [info@SoapmakingStudio.com](mailto:info@SoapmakingStudio.com)